

THE ENGLEWOOD HOSPITAL ASSOCIATION

"The Community Hospital of the Northern Valley"

350 ENGLE STREET
ENGLEWOOD, NEW JERSEY 07631

TELEPHONE: 562-3400

PAUL V. BOLLERMAN
PRESIDENT, BOARD OF TRUSTEES



JAMES A. BUFFINGTON
EXECUTIVE VICE PRESIDENT
SECRETARY, BOARD OF TRUSTEES

April 8, 1977

Mr. James Voorhees
Will Ross Company
P. O. Box 366
Guilderland, N. Y. 12084

Dear Mr. Voorhees:

Mr. Mike Smith reported your request to me through him regarding my experience with the Wilro deodorizer.

In late 1975, the Hospital, through its Product Evaluation Committee, was considering various products as deodorizers. About that time, my father, who was living at his home and suffering from advanced metastatic cancer, had an open wound through his abdominal wall, caused by repeated X-ray therapy treatments. This wound was continuously infected with stubborn and very malodorous bacteria that defied all deodorizers we could find. As your deodorizers were in for trial, I purchased a cartridge and borrowed the unit to see if this could solve the problem of overcoming the stench that permeated a large house. My father, by the way, at this time, had all his faculties and was an alert, active individual, who was concerned about the odor and its effect on his many visitors.

I reported to Mike Smith that your product was successful where others had failed miserably. However, my experience with your machine did not affect the judgment of the Product Evaluation Committee as their decision was made independently, based on trials in the Hospital. As you know, they recommended its use in the Hospital as a result of their findings. I obviously did not quarrel with their decision.

My father died last August and I'm happy to report that it did its job well, on a low setting, and the initial cartridge would have lasted about eight to ten months, based on that setting, even though the problem it overcame was overwhelming.

Sincerely,



Harper-Grace Hospitals
Harper Hospital Division

May 18, 1979

Mr. Robert Vinton
2114 Book Building
Detroit, Michigan 48226

Subject: Plastacon Environmental Odor Control Appliance

Dear Mr. Vinton,

Over the past year, we have had the Plastacon devices in use in our Hospital.

They have proven effective under a variety of conditions. The greatest is on our Oncology units where odor control has been extremely difficult. The Plastacon was able to, in most situations, to provide an effective control of odors.

The advantage that Plastacon has over other devices is that it does not merely create another odor to mask the unpleasant odor, but effectively eliminates the odor. Seldom is anyone able to detect the presence of this Plastacon device if it is properly adjusted.

This is definitely one of the best odor counter-actant device available.

Sincerely,

J. D. Meier
Director of Environmental Services

JD/vob



ST. FRANCIS HOSPITAL

3237 SOUTH 16TH STREET | MILWAUKEE WISCONSIN | 414 647-5000

September 29, 1975

Mr. Jack D. Bryson
Will Ross, Inc.
4285 N. Port Washington Road
Milwaukee, Wisconsin 53201

Dear Mr. Bryson:

This report is a preliminary evaluation of the Wilro deodorizer:

Description of the Deodorizing Unit

The unit consists of an 11" x 5" x 5" housing into which a cartridge, with an approximate volume of 600 ml, and containing a linear concentric roll of Neutroleum Gamma or Neutrox is inserted. These active substances permeate the plastic envelope and the vapor has a pleasant juicy-fruit-like odor. The concentration of volatile vapor that is generated into the surrounding environment is regulated by an aperture control of the air flow that is pressured by a fan that is incorporated into the unit. The concentration and volume of volatile vapor that is produced can be regulated by a shutter that controls the air volume of the fan.

Procedure Utilized for Testing Effectiveness of Wilro Deodorizer

The deodorizer was tested for a period of approximately six months at St. Francis Hospital, Milwaukee, Wisconsin.

The procedure utilized was to set the dial control on the unit at seven until the odor of the Neutroleum Gamma or Neutrox became discernable. At this point the control was set at one or two in order to obtain a concentration which was not detectable by the personnel.

Areas in Which Unit was Employed

1. Operating Rooms
2. Intensive Care Unit
3. Malodorous refrigerator in which malodorous drugs had been spilled and which had seeped onto the motor chamber.



ST. FRANCIS HOSPITAL

3237 SOUTH 16TH STREET | MILWAUKEE WISCONSIN | 414 647-5000

-2-

Types of Cases in Which Unit was Used

1. I & D of bowel abscesses
2. Bowel obstruction
3. Abdominal abscesses
4. Gangrene of limbs
5. Fecal contamination
6. Colostomy during operation for bowel obstruction

Results of Investigation

In all cases the deodorizer effectively neutralized the offending odor in one to three minutes. There were no adverse effects noted by any of the attendant personnel.

The malodorous refrigerator was not discarded as planned and it has been kept in service.

The unit is capable of deodorizing a very large room or combination of rooms (ex. I.C.U. and C.C.U.).

During the past six months we have had two cartridges available and have used them for many hours and both cartridges are still functional and effective.

The unit is compact and simple to operate. It can easily be placed in any corner of an operating room and at a distance from any contaminated area, thus avoiding contamination of the unit itself.


In addition, the hazard of further contamination of the atmosphere from a potentially contaminated spray can or propellant is eliminated.

To date, this unit has provided the best, the simplest and the most effective method of deodorization.

Sincerely yours,

Maxwell Weingarten M.D., S.C.

Maxwell Weingarten, MD, S.C.
Chief, Dept. of Anesthesiology
St. Francis Hospital
Milwaukee, WI 53215



THE WILSON N. JONES
Memorial Hospital

SHERMAN, TEXAS

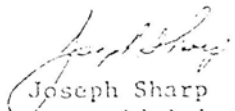
September 19, 1975

Will Ross Inc.
1305 W. Crosby Rd.
Carrollton, Texas 75006

Gentlemen:

I am writing at the request of one of your salesladies Sharon Carter. Sharon asked if I would put my feeling in writing concerning the Wilco deodorizing unit, now being used by our hospital. This unit has been in a combination 7 bed ICU-CCU unit for over 2 months. We have never had to operate the unit above the #1 selector and have experienced no offensive odors of any kind in the intensive care unit since this unit was installed. We are very pleased with the operation of this unit for the comfort it provides employees, patients, and physicians.

Cordially,


Joseph Sharp
Asst. Administrator

JS/mb

Midwest Food & Water Analysts, Inc.

COMPLETE MICROBIOLOGICAL TESTING SERVICES

6055 WEST FOND DU LAC AVENUE
MILWAUKEE, WISCONSIN 53218

(414) 527-2557

Bernard A. Brown, Ph. D.
Specialist Microbiologist (AAM)

William T. Seip, M.S.
Registered Microbiologist (AAM)

VAPORTEK, INC.
1743 W. GREEN TREE
MILWAUKEE, WI 53209

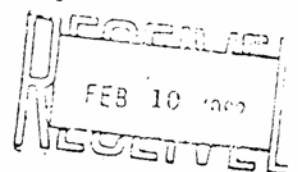
ATTENTION: JOHN BRYSON, PRESIDENT

SAMPLES OBTAINED 10/7/81
DATE OF REPORT 10/9/81 (COPY SENT 2/9/82)

THE FOLLOWING PRODUCTS WERE TESTED FOR BACTERIOSTATIC ACTIVITY BY A SURFACE STREAK DISC ASSAY PROCEDURE.

| SAMPLES | -----ZONE OF INHIBITION----- | |
|------------------------------|------------------------------|-------------------------|
| | STAPH. AUREUS #6538 | SALMONELLA CHOLERAESUIS |
| 1. CDC-PASER CONCENTRATE 100 | 10 MM | 9 MM |
| 2. CDC-PASER CONCENTRATE 200 | 10 MM | 9 MM |
| 3. BIO-C CONC. | 5 MM | 4 MM |

INTERPRETATION: ALL THREE PRODUCTS EXHIBIT BACTERIOSTATIC PROPERTIES.



Bill Seip
WILLIAM T. SEIP

0-3523
REPORT NO.

WANDSA[®] NORTH AMERICAN SCIENCE ASSOCIATES, INCORPORATED

2261 Tracy Road • Northwood, Ohio 43619-1397

Phone 419/666-9455

Lab. No. 83T-10693-00
 Lot No. Not Supplied
 P. O. No. 467

Vaportek, Inc.
 1743 W. Green Tree
 Milwaukee, WI 53209
 Attn: Jack Bryson, President

Material: Odo-Raser[®] Packaged in Semi-Permeable Membranes (2 cm x 2 cm)

Test Organism:

Escherichia coli, ATCC #8739; Candida albicans, ATCC #10231; Aspergillus niger, ATCC #16404; Staphylococcus aureus, ATCC #6538.

Test: Antimicrobial Effectiveness Testing - Vapor Phase Method.

Methods: Turbid suspensions of test organisms were prepared in sterile distilled water. A lawn of each test organism was applied to individual tryptic soy agar plates using sterile swabs and a rotary plater. Test samples as received were placed in the center of the lid of each test plate, and plates were inverted and incubated for a minimum of 48 hours.

Results: Following incubation, plates were examined for zones of inhibition, indicating that bacteriostatic or fungistatic activity was given off by the test material. Diameters of zones were recorded in centimeters. Slide 1 illustrates the zone of inhibition seen with Aspergillus niger.

Zones of Inhibition (cm)

| <u>Test Organism</u> | <u>Zone Diameter</u> |
|----------------------|----------------------|
| <u>E. coli</u> | 2.5 |
| <u>S. aureus</u> | 3.0 |
| <u>C. albicans</u> | 5.5 |
| <u>A. niger</u> | 4.0 |

Discussion: The Odo-Raser[®] formula packaged in semi-permeable membranes was effective in inhibiting the growth of the test organisms under the conditions of this test.

TS completed 2/2/84 Tech. RDH/EN Approved by Richard Walla M/S

A Sampling of Vaportek Users in the United States*

| | |
|-----------------------------|------------------|
| Saint Jude's Hospital | Detroit, MI |
| Fairbanks Memorial Hospital | Fairbanks, AK |
| Griggs County Hospital | Cooperstown, ND |
| Jackson County Hospital | Jackson, TN |
| Cedar-Sinai Medical Center | Los Angeles, CA |
| Tulane Medical Center | New Orleans, LA |
| Columbia Hospital | Milwaukee, WI |
| Century City Hospital | Los Angeles, CA |
| St. Vincent Hospital | Centerville, IA |
| Wentworth Hospital | Dover, NH |
| Williamsport Home | Williamsport, PA |
| Sarasota Memorial Hospital | Sarasota, FL |

*This list is provided only to reflect the diversity and nature of some of the end users of the Vaportek odor control and air cleaning products. It is NOT intended to serve as an endorsement by these places of business, and no such endorsement has been received by Vaportek.

6/92